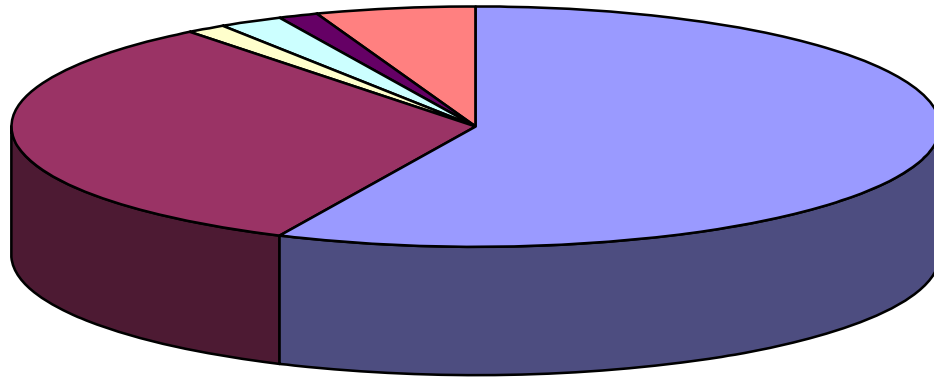


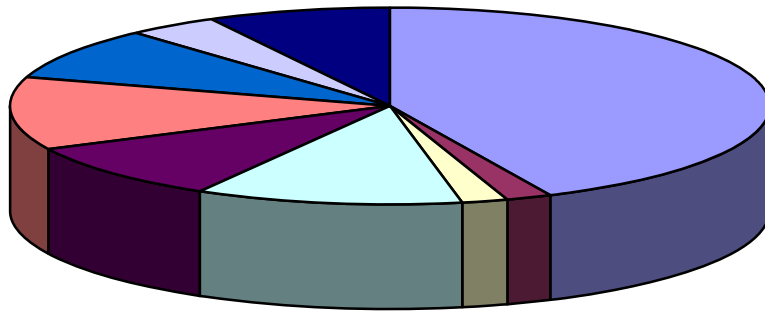
**CLEVELAND STATE UNIVERSITY  
UNRESTRICTED REVENUES  
FY 2005-2006**  
*(\$ in thousands)*



<span style="color: blue;">■</span> Tuition & Fees	<span style="color: maroon;">■</span> State Appropriations
<span style="color: yellow;">■</span> Investment Income	<span style="color: cyan;">■</span> Sales
<span style="color: purple;">■</span> Indirect Cost/Misc	<span style="color: red;">■</span> Auxiliaries

<b>FY 05-06 Revenues</b>	<b>\$</b>	<b>%</b>
Tuition & Fees	\$116,310	56.8%
State Appropriations	66,829	32.6%
Investment Income	2,924	1.4%
Sales	4,413	2.2%
Indirect Cost/Misc	2,744	1.3%
Auxiliaries	11,510	5.6%
<b>Total Revenues</b>	<b>\$204,730</b>	<b>100.0%</b>

**CLEVELAND STATE UNIVERSITY  
UNRESTRICTED EXPENDITURES  
FY 2005-2006**  
*(\$ in thousands)*

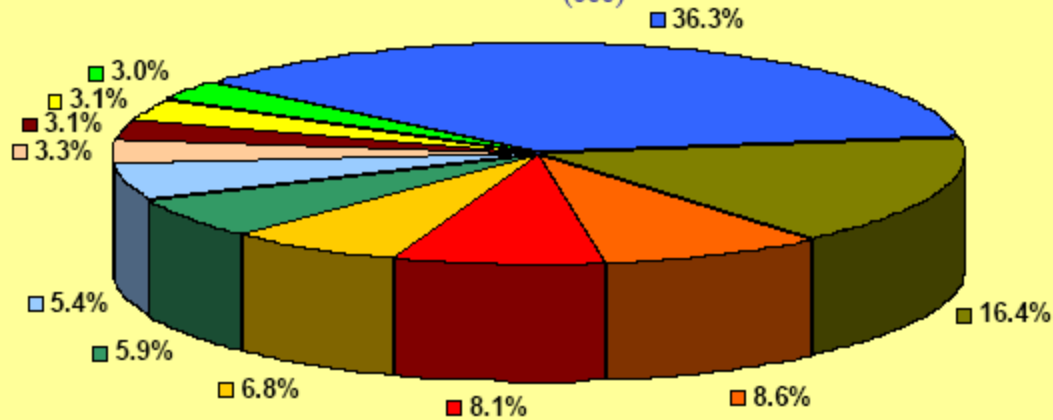


- |  |  |
|--|--|
| <span style="color: blue;">■</span> Instruction                  | <span style="color: maroon;">■</span> Research           |
| <span style="color: yellow;">■</span> Public Service             | <span style="color: cyan;">■</span> Academic Support     |
| <span style="color: purple;">■</span> Student Services           | <span style="color: red;">■</span> Institutional Support |
| <span style="color: blue;">■</span> Operation and Maint of Plant | <span style="color: lightblue;">■</span> Scholarships    |
| <span style="color: darkblue;">■</span> Auxiliaries              |  |

<b>FY 05-06 Expenditures</b>	<b>\$</b>	<b>%</b>
Instruction	\$85,366	43.1%
Research	3,965	2.0%
Public Service	3,369	1.7%
Academic Support	22,906	11.6%
Student Services	18,733	9.5%
Institutional Support	23,447	11.8%
Operation and Maint of Plant	17,209	8.7%
Scholarships	7,664	3.9%
Auxiliaries	15,394	7.8%
<b>Total Expenditures</b>	<b>\$198,053</b>	<b>100.0%</b>



### UNRESTRICTED & RESTRICTED EXPENSES FY06 (000)



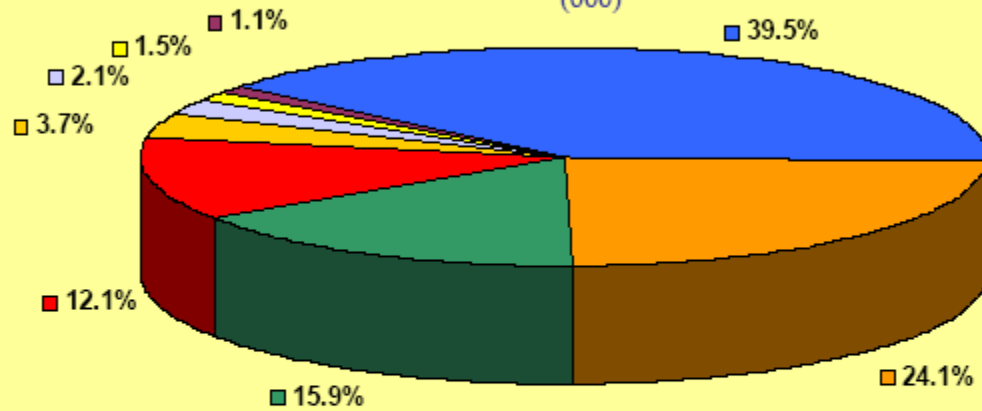
Instruction - \$167,275	Auxiliaries - \$75,449
Institutional Support - \$39,352	Academic Support - \$37,407
Plant Operation & Maintenance - \$31,271	Depreciation - \$27,334
Student Services - \$24,818	Public Service - \$15,212
Separately Budgeted Research - \$14,315	Scholarships - \$14,065
Debt Service - \$13,773	



## UNRESTRICTED & RESTRICTED REVENUES

FY06

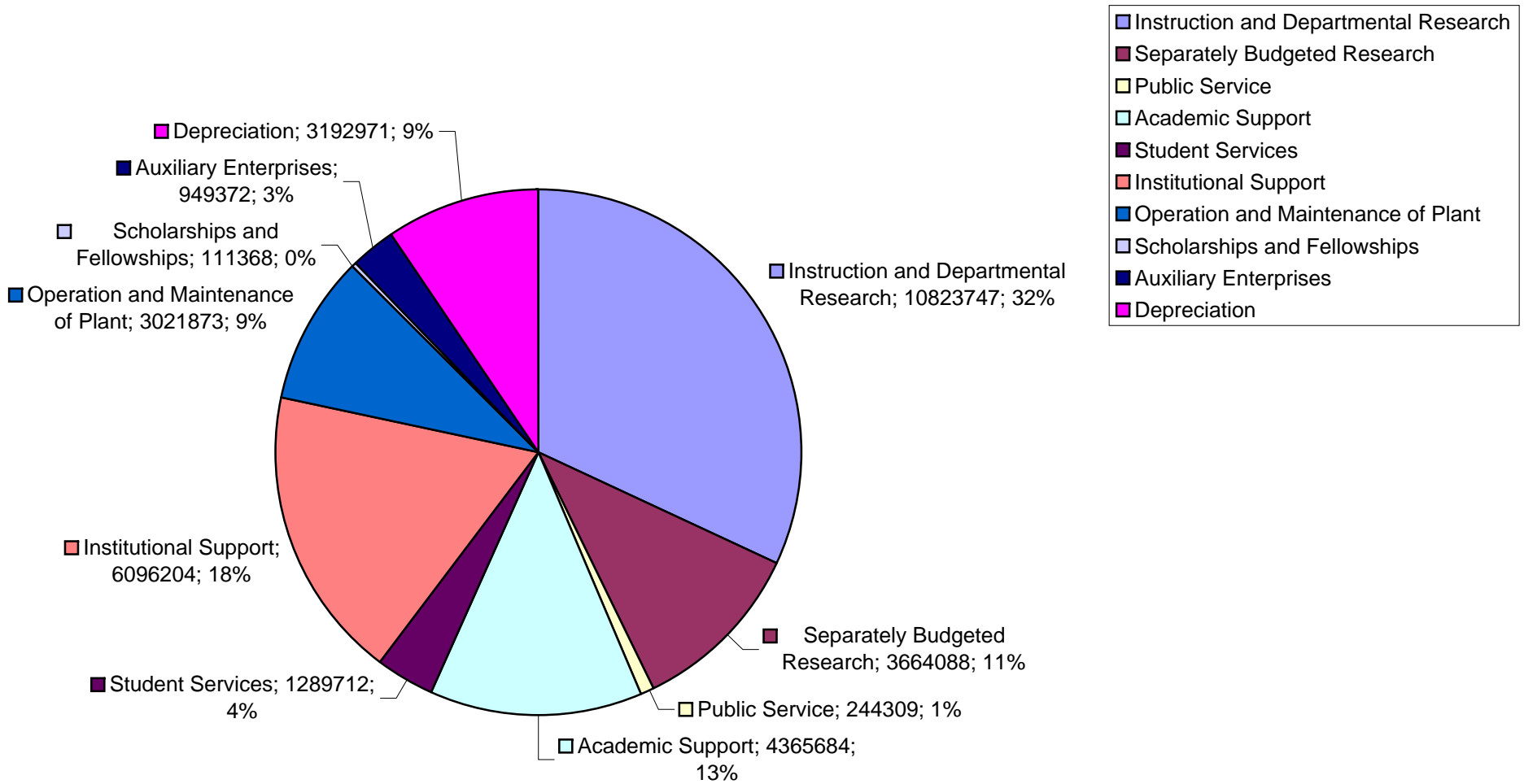
(000)



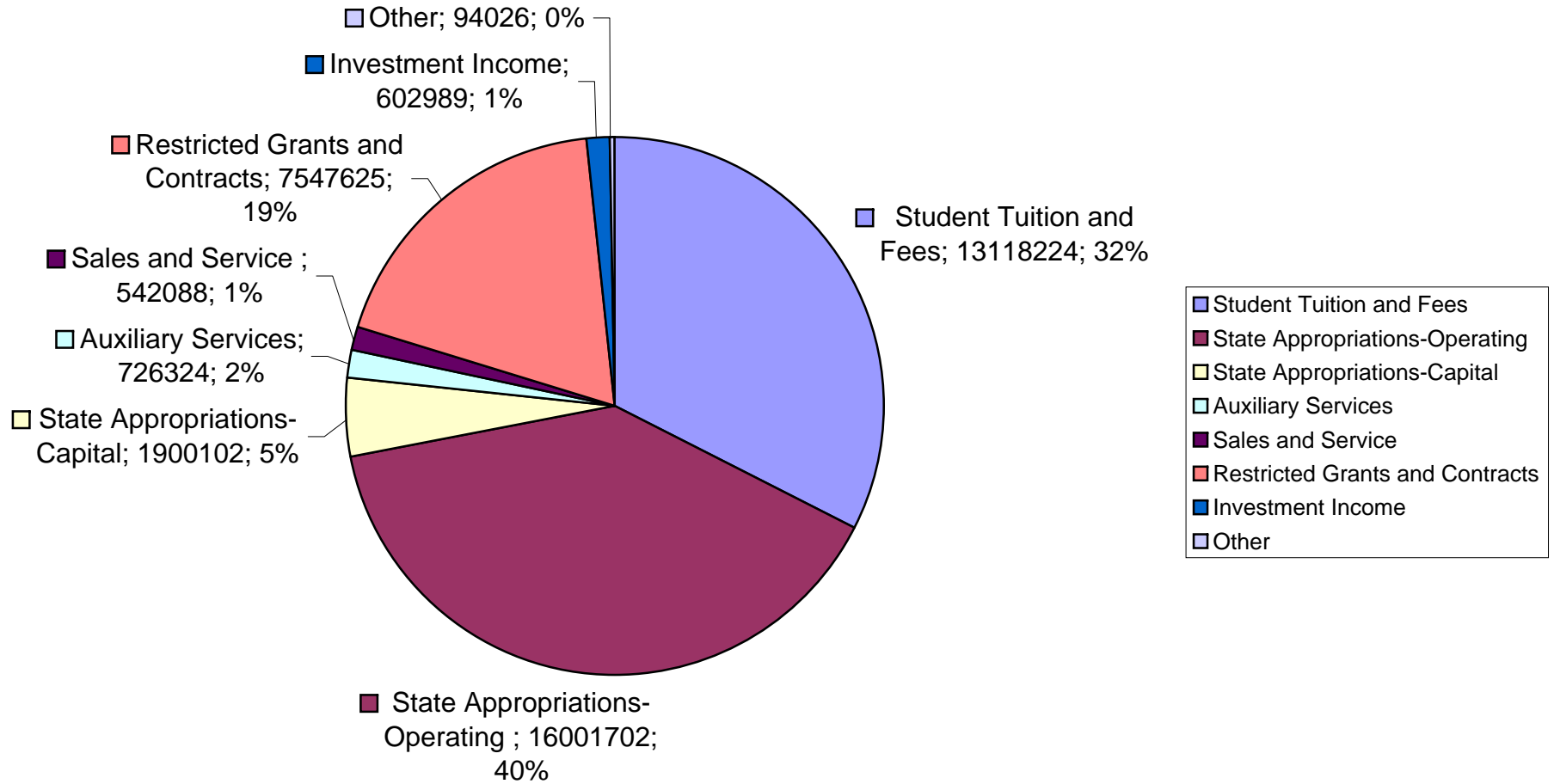
Tuition and Fees (Less Scholarships \$35,863) - \$194,589	State Appropriations - \$119,017
Auxiliaries - \$78,203	Grants & Contracts - \$59,618
Investment Income (excluding Foundation) - \$18,090*	Other Operating Revenue - \$10,259
Sales & Services of Departments - \$7,192	Gifts (excluding Foundation) - \$5,399*

\*Excludes the Kent State University Foundation

## NEOUCOM FY 06 Expenditures

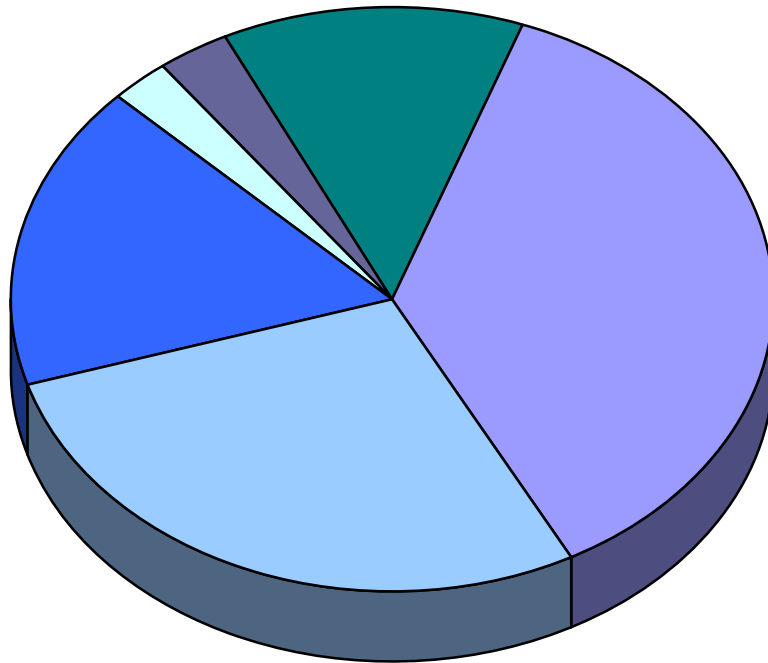


# NEOUCOM FY 06 Revenue



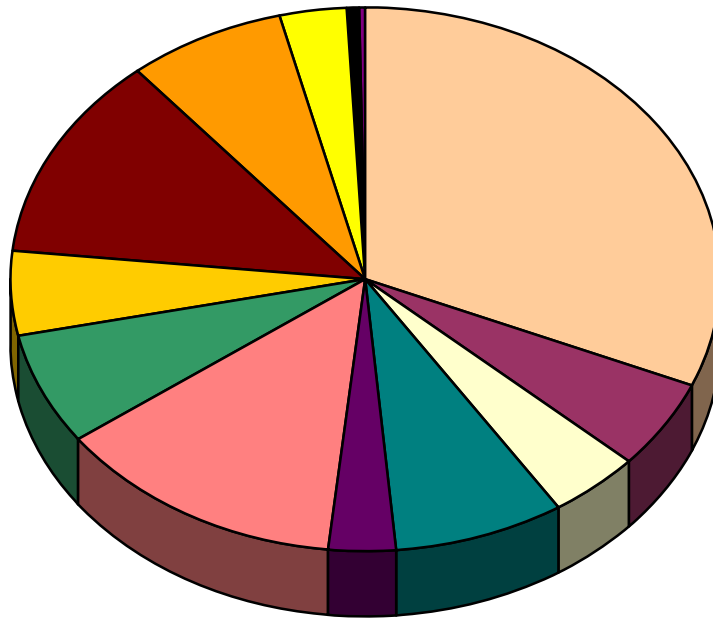
The University of Akron  
 Revenues and expenses for all sources  
 For the fiscal year 2005-2006  
 (\$ in thousands)

Revenues



Student tuition & fees ( <i>net of \$35.7m scholarship allowance</i> )	\$ 135,677.0	36.7%
State appropriations	103,358.6	28.0%
Gifts, grants, and contracts	62,471.5	16.9%
Investment income	9,839.7	2.7%
Sales & service	10,840.3	2.9%
Auxiliary enterprises	46,965.4	12.7%
Other	285.2	0.1%
<b>Total Revenues</b>	<b>\$ 369,437.7</b>	<b>100.0%</b>

## Expenses

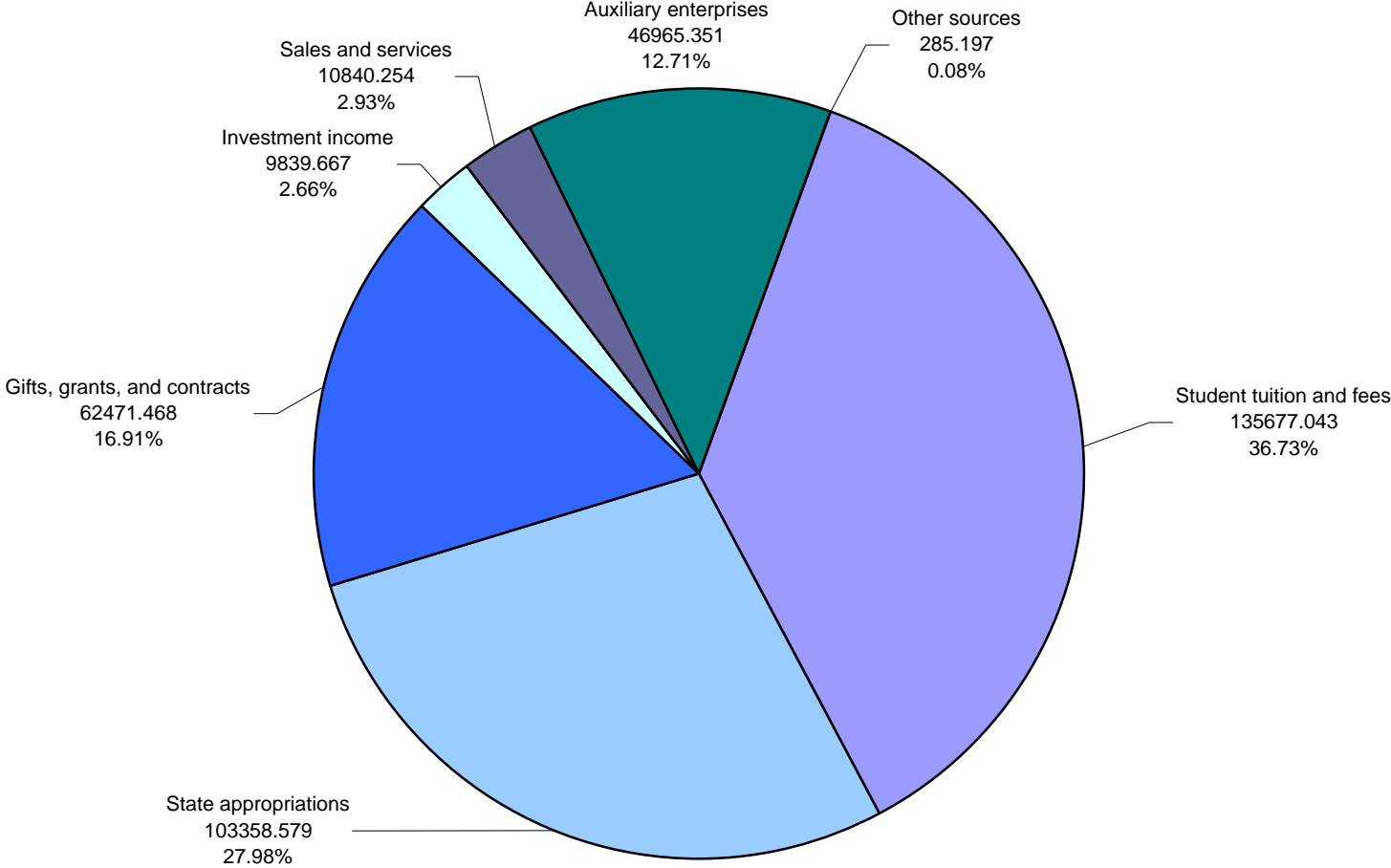


Instruction and dept'l research	\$ 113,219.1	31.5%
Separately budgeted research	18,066.1	5.0%
Public service	15,659.8	4.4%
Academic support	27,717.6	7.7%
Student services	11,404.5	3.2%
Institutional support	47,218.9	13.1%
Oper. and maint. of plant	23,780.8	6.6%
Scholarships and fellowships	18,026.2	5.0%
Auxiliary enterprises	44,232.3	12.3%
Depreciation	26,409.4	7.4%
Interest on debt	10,924.2	3.0%
Reductions to perm endowment	1,902.8	0.5%
Other expenses	696.8	0.2%
<b>Total Expenses</b>	<b>\$ 359,258.5</b>	<b>100.0%</b>

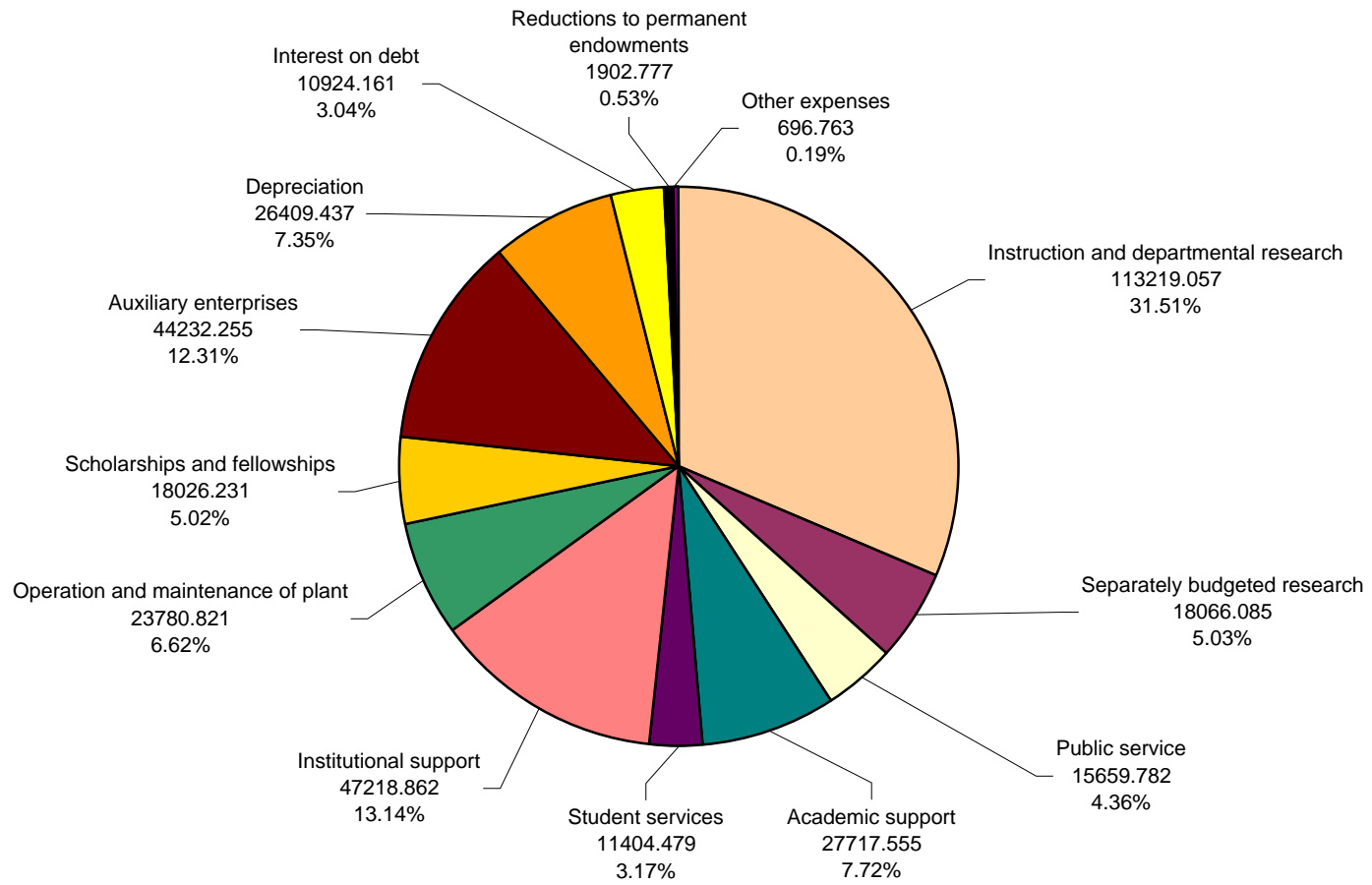
Source: 2006 Statement of Revenues, Expenses, and Change in Net Assets (Audited Financial Statements)

**The University of Akron**  
Revenues and expenses for all sources (\$ in thousands)  
For the fiscal year 2005-2006

**Total Revenues**  
**\$369,437.7**

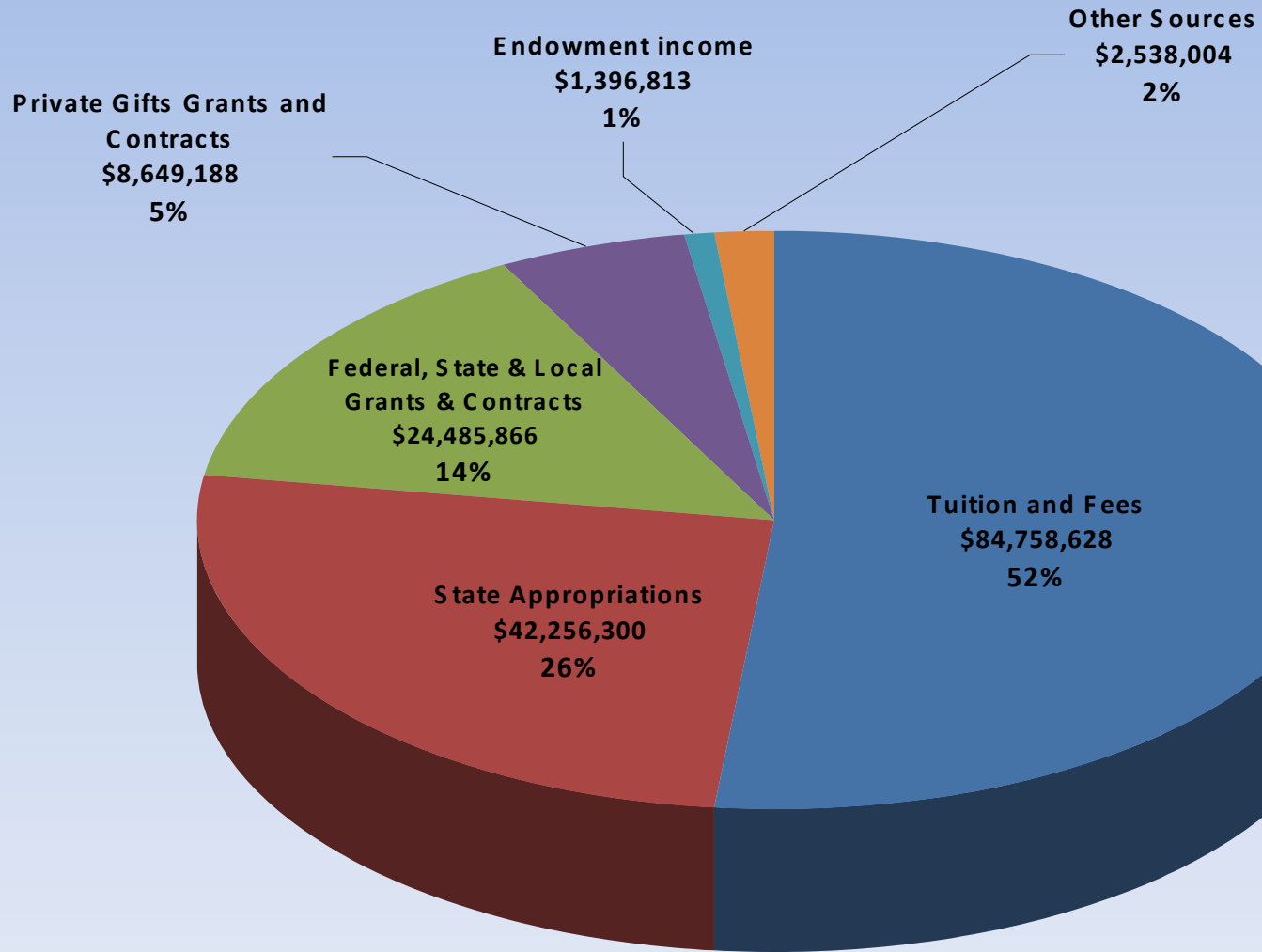


**Total Expenses**  
**\$359,258.5**



**Source:** 2006 Statement of Revenues, Expenses, and Change in Net Assets (Audited Financial Statements)

**Youngstown State University  
Revenue = \$164,084,799  
FY 2006**



**Youngstown State University  
E & G Expenditures = \$156,930,613  
FY 2006**

**Operation & Maint of  
Physical Plant  
\$13,535,106  
9%**

**Scholarships and  
Fellowships  
\$28,183,303  
18%**

**Instruction  
\$62,934,967  
40%**

**Institutional Support  
\$26,806,039  
17%**

**Student Services  
\$7,971,432  
5%**

**Academic Support  
\$11,372,224  
7%**

**Public Service  
\$4,602,103  
3%**

**Research  
\$1,525,439  
1%**

